

Features

- 12A carrying current
- 1H and 1Z contact form available
- construction
- Standard PC layout

PCB Relay

JQC-3F □ DC12V

Voltage 3,5,6,9,12,24,48VDC

Contact Ratings 1H,1Z

Relay Type

Contact Ratings

Contact Ratings	1H 1Z
Contact Resistance	100m (at 1A 6VDC)
Contact Material	Silver Alloy
Contact capacity	10A 250VAC, 7A 250VAC

Specification

Insulation Resistance	100M 500VDC
Dielectric Strength	BCC 1500V 1 min
	BOC 750V 1 min
Operate Time	10ms/5ms
Terminal Type	PCB

Coil Ratings

Nominal Coil Power	0.36W, 0.45W
--------------------	--------------

Coil Versions

Nominal Voltage VDC	Coil Resistance at 20°C±10%		Max Operate Voltage (VDC)	Min Release Voltage (VDC)	Max Applicable Voltage (VDC)
	0.36W	0.45W			
3	25	20	2.25	0.3	3.9
5	70	55	3.75	0.5	6.5
6	100	80	4.50	0.6	7.8
9	225	180	6.75	0.9	11.7
12	400	320	9.00	1.2	15.6
24	1600	1280	18.00	2.4	31.2
48	6400	5120	36.00	4.8	62.4

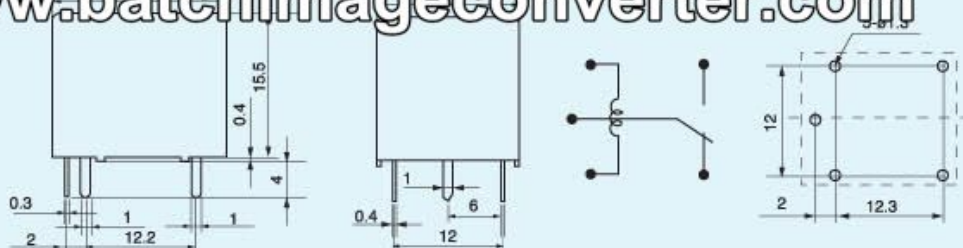
UNREGISTERED VERSION

AnyPic JPG to PDF Converter

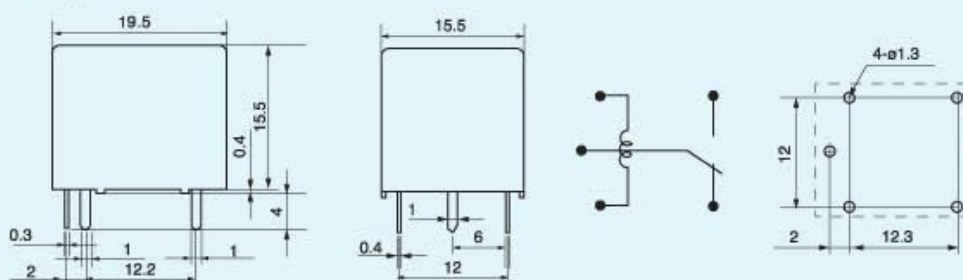
www.batchimageconverter.com

Dimension Bottom view

1C

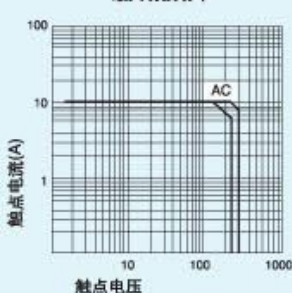


1A

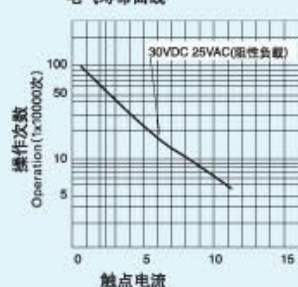


Reference Data

最大切换功率



电气寿命曲线



线圈温升

