



SEMIPONT® 3

Power Bridge Rectifiers

SKD 82

Features

- Robust plastic case with screw terminals
- Large, isolated base plate
- Blocking voltage up to 1800 V
- High surge current
- Three phase bridge rectifier
- Easy chassis mounting
- UL recognized, file no. E 63 532

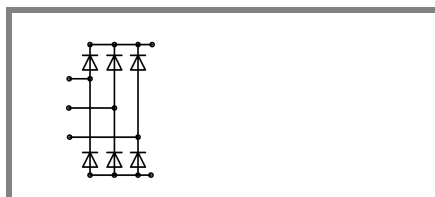
Typical Applications*

- Three phase rectifiers for power supplies
- Input rectifiers for variable frequency drives
- Rectifiers for DC motor field supplies
- Battery charger rectifiers

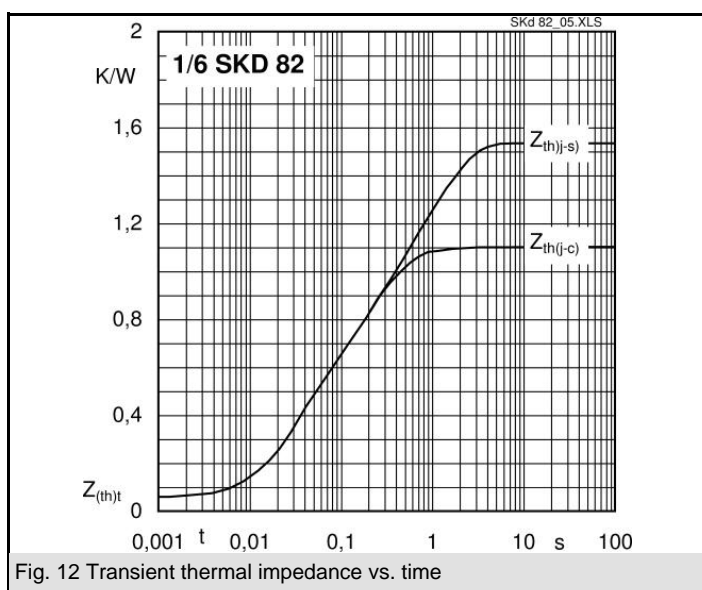
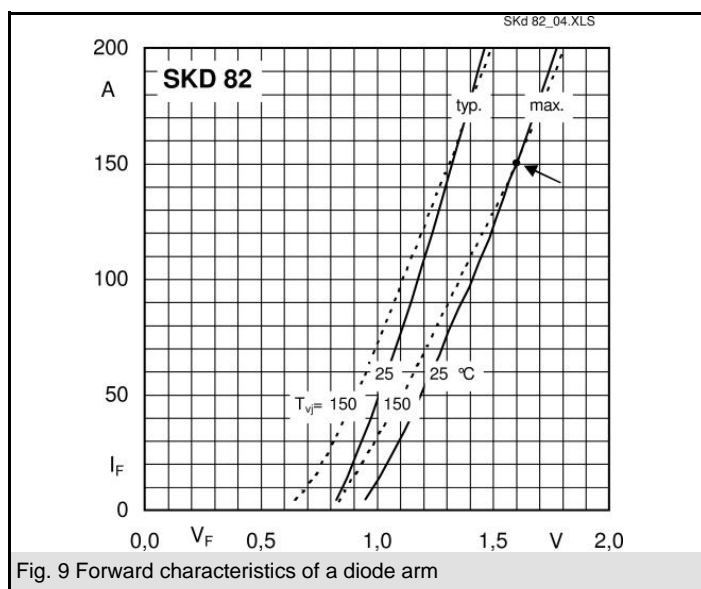
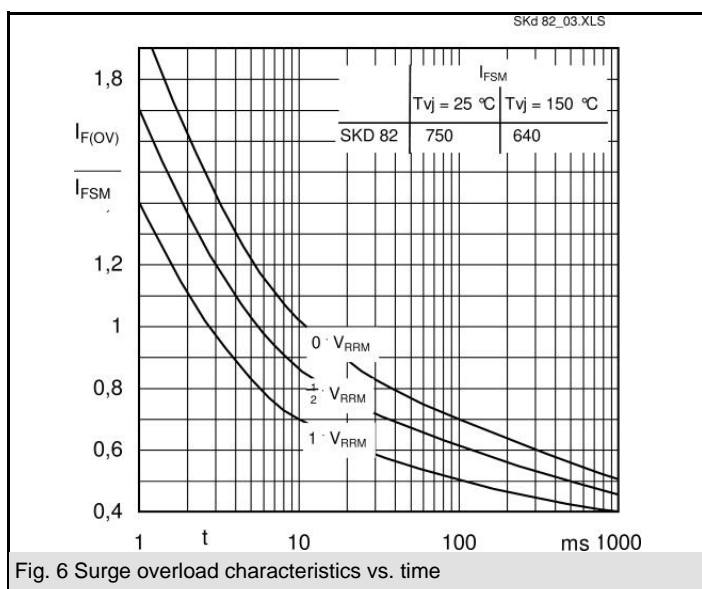
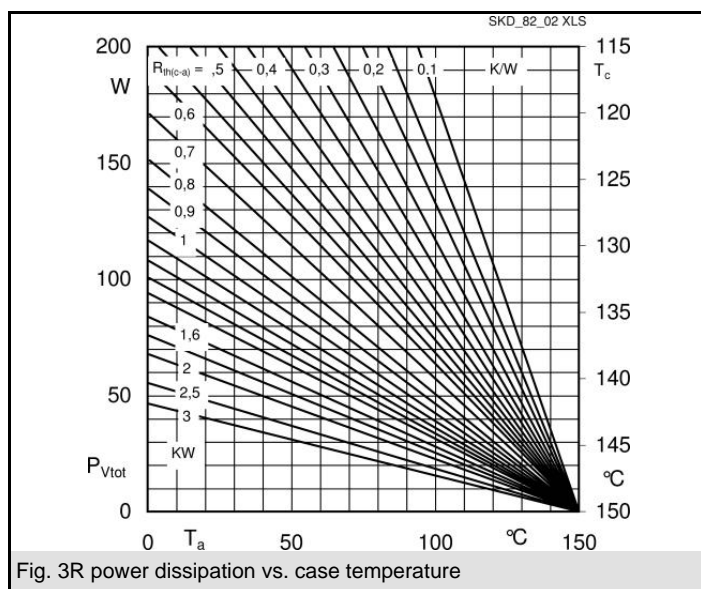
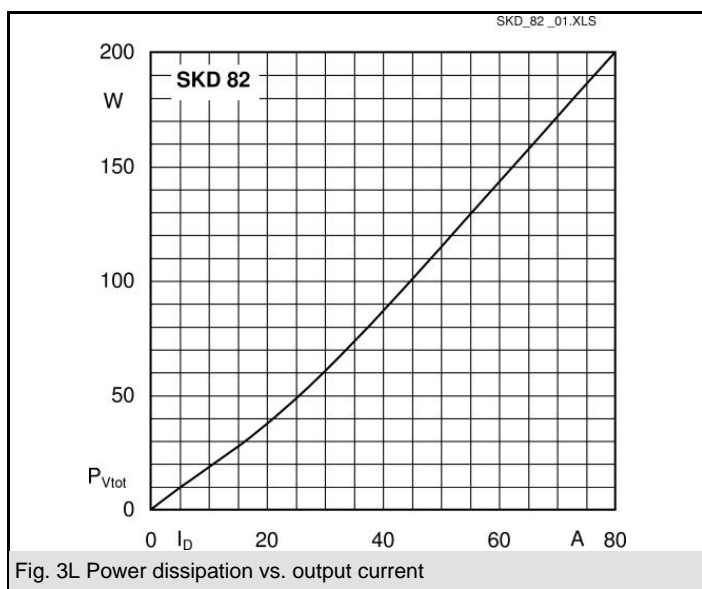
- 1) Freely suspended or mounted on an isolator
- 2) Mounted on a painted metal sheet of min. 250 x 250 x 1 mm;
 $R_{th(s-a)} = 1,8 \text{ K/W}$
- 3) Available in limited quantities

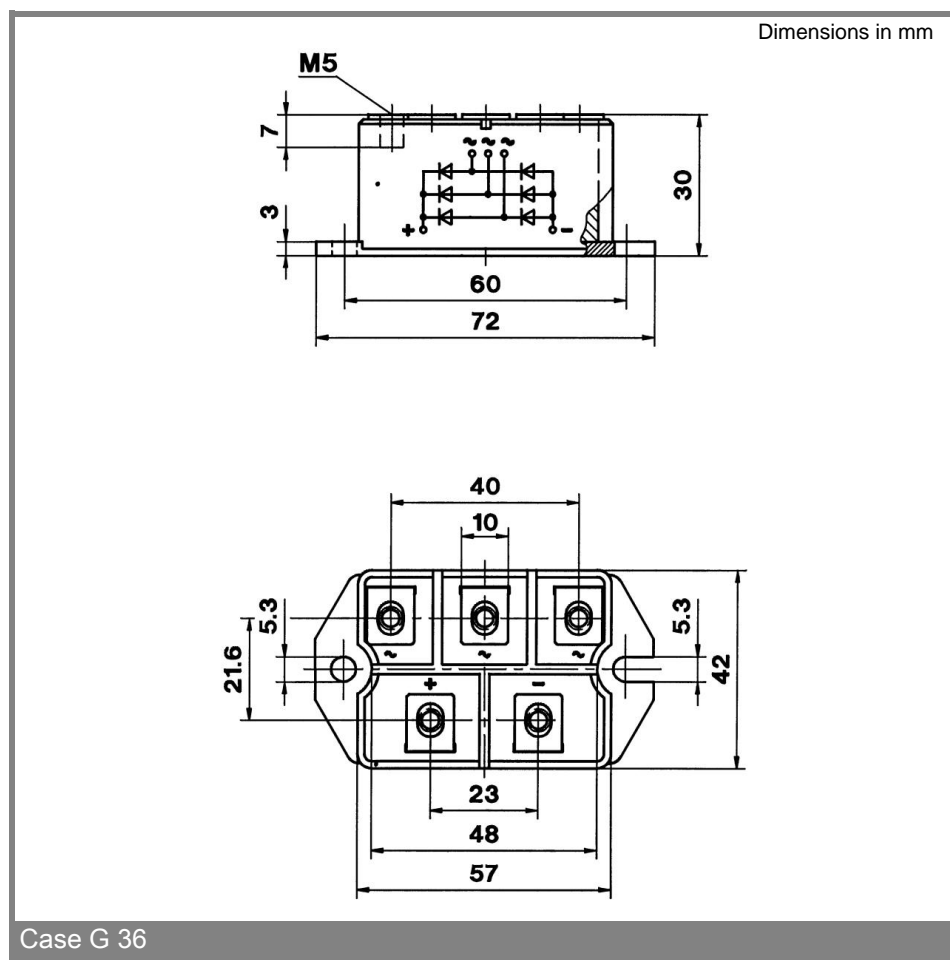
V_{RSM} V	V_{RRM}, V_{DRM} V	$I_D = 80 \text{ A}$ (full conduction) ($T_c = 110^\circ \text{C}$)
400	400	SKD 82/04
800	800	SKD 82/08
1200	1200	SKD 82/12
1400	1400	SKD 82/14
1600	1600	SKD 82/16
1800	1800	SKD 82/18 ³⁾

Symbol	Conditions	Values	Units
I_D	$T_c = 110^\circ \text{C}$ resistive / inductive load $T_a = 45^\circ \text{C}$; isolated ¹⁾ $T_a = 45^\circ \text{C}$; chassis ²⁾ $T_a = 45^\circ \text{C}$; P1A/120 (P1A/200)	80 12 26 54 (63)	A A A A
I_{FSM}	$T_{vj} = 25^\circ \text{C}$; 10 ms $T_{vj} = 150^\circ \text{C}$; 10 ms	750 640	A A
i^2t	$T_{vj} = 25^\circ \text{C}$; 8,3 ... 10 ms $T_{vj} = 150^\circ \text{C}$; 8,3 ... 10 ms	2800 2000	A ² s A ² s
V_F $V_{(TO)}$ r_T I_{RD}	$T_{vj} = 25^\circ \text{C}$; $I_F = 150 \text{ A}$ $T_{vj} = 150^\circ \text{C}$ $T_{vj} = 150^\circ \text{C}$ $T_{vj} = 25^\circ \text{C}$; $V_{DD} = V_{DRM}$; $V_{RD} = V_{RRM}$ $T_{vj} = 150^\circ \text{C}$; $V_{RD} = V_{RRM}$	max. 1,6 max. 0,85 max. 5 max. 0,5 6	V V mΩ mA mA
$R_{th(j-c)}$	per diode total	1,1 0,183	K/W K/W K/W
$R_{th(c-s)}$ T_{vj} T_{stg}		0,07 -40 ... + 150 -40 ... + 125	K/W °C °C
V_{isol} M_s M_t m	a. c. 50 Hz; r.m.s.; 1 s / 1 min. to heatsink to terminals	3600 (3000) $5 \pm 15\%$ $5 \pm 15\%$ 165	V Nm Nm g
Case		G 36	



SKD





* The specifications of our components may not be considered as an assurance of component characteristics. Components have to be tested for the respective application. Adjustments may be necessary. The use of SEMIKRON products in life support appliances and systems is subject to prior specification and written approval by SEMIKRON. We therefore strongly recommend prior consultation of our personal.